

## Product Data Sheet

### Key Features & Benefits:

- Class leading stability
- Low zero drift
- Highly sensitive
- Highly selective for acid gases

### Technical Specifications

#### MEASUREMENT

<b>Operating Principle</b>	3-electrode electrochemical
<b>Measurement Range</b>	0-10 ppm
<b>Filter</b>	None
<b>Sensitivity</b>	300 ± 100 nA/ppm (negative signal)
<b>Response Time (T<sub>90</sub>)</b>	< 90 s <small>calculated from 3 min exposure time</small>
<b>Baseline Offset (clean air)</b>	< ±30 nA
<b>Repeatability</b>	< 10% of full scale
<b>Linearity</b>	< 10% of full scale

#### ELECTRICAL

<b>Recommended Load Resistor</b>	None
<b>Bias Voltage</b>	Not required
<b>Resolution</b>	< 150 ppb
<small>(Electronics dependent)</small>	

#### MECHANICAL

<b>Housing Material</b>	ABS
<b>Weight</b>	2.3 g (Mini) 3.3 g (Classic) 2.8 g (Smart) 4.6 g (4 Series) 6.9 g (7 Series)
<b>Recommended Orientation</b>	sensor front pointing downwards or sideways

#### ENVIRONMENTAL

<b>Typical Applications</b>	TLV-monitoring, leakage detection, Portable & fixed point applications
<b>Operating Temperature Range</b>	-20°C to +40°C
<b>Operating Pressure Range</b>	Atmospheric ± 10%
<b>Operating Humidity Range</b>	15% to 90% r.h. non-condensing

#### INTRINSIC SAFETY DATA

<b>Maximum at 10ppm</b>	0.4 µA
<b>Maximum o/c Voltage</b>	< 500 mV
<b>Maximum s/c Current</b>	500 µA

#### LIFETIME

<b>Long Term Output Drift</b>	< 10% per 6 months
<b>Expected Operating Life</b>	> 18 months in air
<b>Storage Life</b>	8 weeks in sealed container
<b>Standard Warranty</b>	12 months from date of despatch

### Available in:



### Part Numbers

HF	Part Number
Mini	1336-932-30009
Classic	1336-932-30069
Smart (8 pin socket)	1336-932-32259
4-Series	1336-932-30049
7-Series	1336-932-30079
Transmitter	1336-932-30659

Orders should be placed through  
Sensoric Gas Sensors in Bonn.

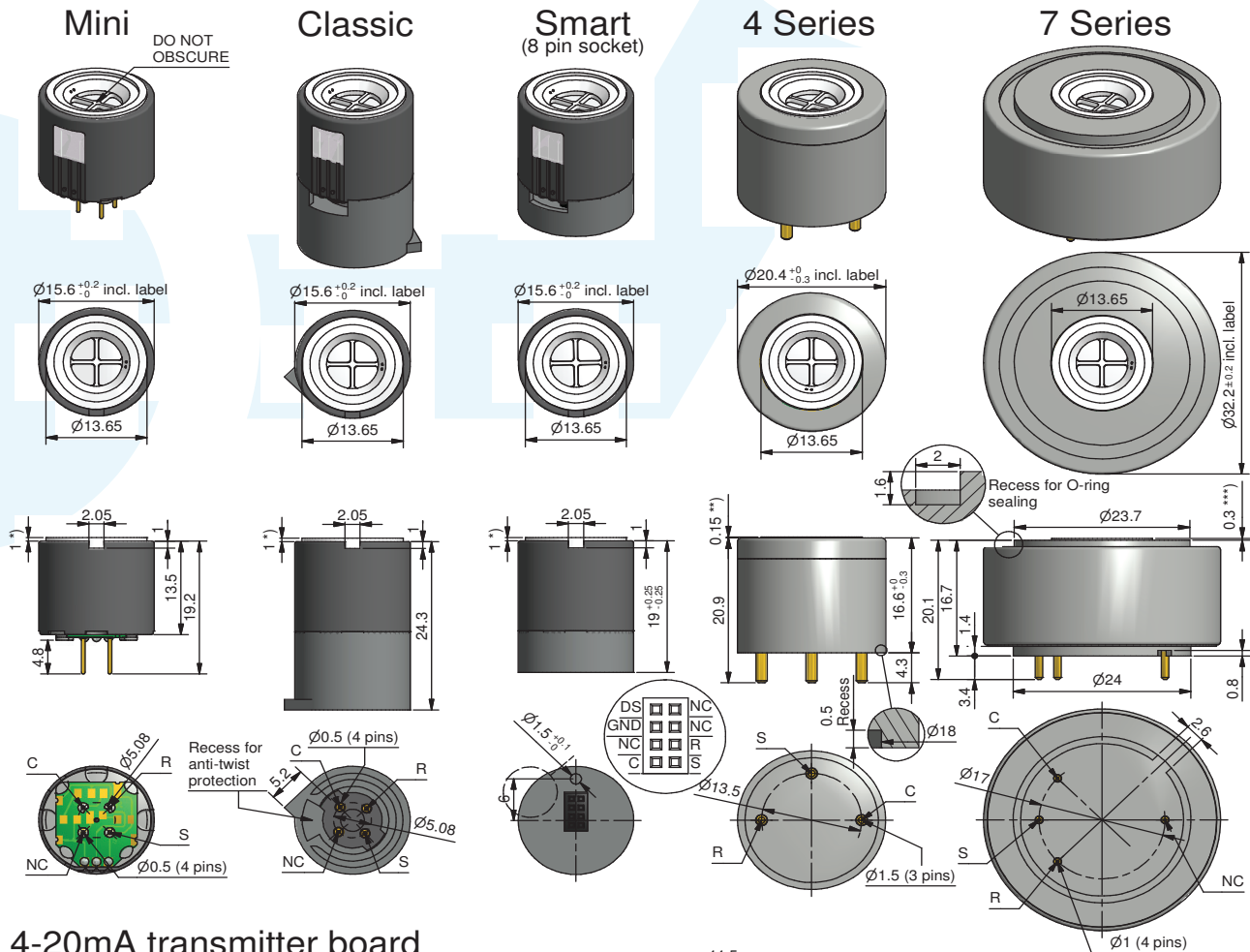
### IMPORTANT NOTE:

Connection should be made via PCB sockets only. Soldering to pins will render your warranty void.

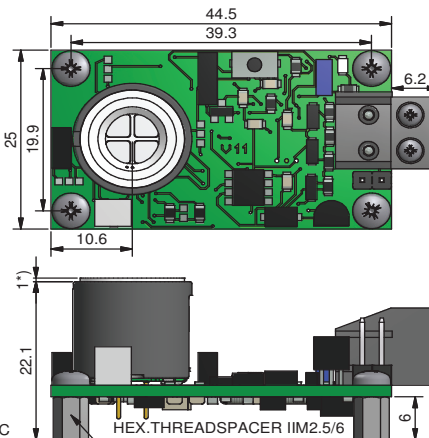
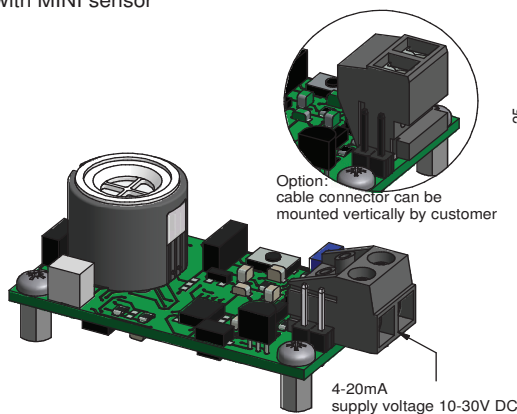
All performance data is based on conditions at 20°C, 50% r.h. and ambient pressure using Sensoric recommended circuitry. For information on sensor performance under other conditions contact Sensoric.

# Product Data Sheet

## Product Dimensions



### 4-20mA transmitter board with MINI sensor



Scale for all products 1:1

All dimensions in mm  
 All tolerances  $\pm 0.15$ mm  
 unless otherwise stated

S Sensing  
 C Counter  
 R Reference  
 NC not connected

Plugs and customized adaptations available on request

**Important Note:** Connection should be made via PCB sockets only. Soldering to the pins will render your warranty void.

\*) Projection 0.6 - 1.25mm depending on gastype  
 \*\*) Projection up to 0.4mm for 4 Series  
 \*\*\*) Projection up to 0,55mm for 7 Series  
 Please contact sales\_europe@citytech.com for detailed information.

This drawing may be subject to corrections or changes without prior notice  
 © LSD AG - COMMERCIAL IN CONFIDENCE - NOT TO BE REPRODUCED WITHOUT CONSENT

# Product Data Sheet

## **Poisoning**

Sensoric cells are designed for operation in a wide range of environments and harsh conditions. However, it is important that exposure to high concentrations of solvent vapours is avoided, both during storage, fitting into instruments, and operation.

When using sensors with printed circuit boards (PCBs), degreasing agents should be used before the sensor is fitted. Do not glue directly on or near the Sensoric cells as the solvent may cause crazing of the plastic.

## **SAFETY NOTE**

This sensor is designed to be used in safety critical applications. To ensure that the sensor and/or instrument in which it is used, are operating properly, it is a requirement that the function of the device is confirmed by exposure to target gas (bump check) before each use of the sensor and/or instrument. Failure to carry out such tests may jeopardize the safety of people and property.

Every effort has been made to ensure the accuracy of this document at the time of printing. In accordance with the company's policy of continued product improvement Sensoric Gas Sensors - a Division of Life Safety Germany GmbH reserves the right to make product changes without notice. No liability is accepted for any consequential losses, injury or damage resulting from the use of this document or from any omissions or errors herein. The data is given for guidance only. It does not constitute a specification or an offer for sale. The products are always subject to a programme of improvement and testing which may result in some changes in the characteristics quoted. As the products may be used by the client in circumstances beyond the knowledge and control of Sensoric Gas Sensors - a Division of Life Safety Germany GmbH, we cannot give any warranty as to the relevance of these particulars to an application. It is the clients' responsibility to carry out the necessary tests to determine the usefulness of the products and to ensure their safety of operation in a particular application.

Performance characteristics on this data sheet outline the performance of newly supplied sensors. Output signal can drift below the lower limit over time.